


Historic, archived document

Do not assume content reflects current scientific knowledge, policies, or practices.

LIBRARY
RECEIVED
★ MAR 15 1938 ★
U. S. Department of Agriculture

1937
**Seed Catalog for
Market Gardeners**



HOLLISTER SEED CO.

GROWERS & IMPORTERS

HOLLISTER, CALIFORNIA, U. S. A.

P. O. BOX 741

**PHONES: 15 F 12
15 F 13**

PLANTING CHART

VARIETY	Quantity of Seed for 100 Ft. of Row	Quantity of Seed Needed for 1 Acre Field Culture	General Time of Sowing Where Winters Are Cold	Time of Sowing Around San Francisco and Central Calif.
ARTICHOKE	1/2 oz. (3 pkts.)	6 oz.	Early Spring	September to January
ARTICHOKE, Plants (Globe)	17 plants	2904	Spring	January to March
ARTICHOKE (Jerusalem)	3 lbs.	5-7 sacks	Spring	February to May
ASPARAGUS (Seed)	1 oz.	1 lb. in seed bed	Early Spring	February to April
ASPARAGUS (Plants)	50	1,800-3,000	Early Spring	December to April
BEANS, Bush	About 1 lb.	60 lbs.	Late Spring	April to August
BEANS, Pole	8 oz.	30 lbs.	Late Spring	April 15th to August
BEEETS	2 oz.	7 lbs.	Spring	All year round
BROCCOLI	1/4 oz. (1 pkt.)	2-3 oz.	Spring	Late summer
BRUSSELS SPROUTS	1/4 oz. (2 pkts.)	2-3 oz.	Early Spring	Jan. to March—July to Aug.
CABBAGE	1/4 oz. (2 pkts.)	3-4 oz.	Early Spring	Jan. to April—July to Oct.
CARROT	1 oz.	4 lbs.	Spring	All year round
CAULIFLOWER	1/4 oz. (2 pkts.)	2 oz.	Early Spring	May to August
CHELFERY	1/4 oz. (2 pkts.)	4 oz.	Spring (rather late)	January 15th to June 15th
CHELVIL	1 oz.	4 oz.	Early Spring	February to May
CHICKORY	1/4 oz. (1 pkt.)	4 lbs.	Early Spring	February to April
COLLARDS	1/4 oz. (1 pkt.)	2-3 ozs.	Early and Late Spring	All year round
CORN SALAD	2 oz.	15 lbs.	Early Spring-Late Summer	Mar. and April—Sept. to Nov.
CORN	1 1/2 lbs. per 100 hill	3 lbs.	Late Spring	April 20th to July 15th
CUCUMBER	1/2 oz. (3 pkts.)	4 oz.	Late Spring	April 15th to June 15th
DANDELION	1/4 oz. (4 pkts.)	4 lbs.	Late Spring	May and June
EGG PLANT	1/8 oz. (1 pkt.)	4 lbs.	Spring	February to April
ENDIVE	1 oz.	4 lbs.	Early Spring in Hot Bed	July to October
HORSERADISH	70 roots	2 lbs.	Spring	January to May
KALE	1/4 oz. (1 pkt.)	1 lb.	Spring	Jan. to April—July to Oct.
KOHLRABI	1/4 oz. (1 pkt.)	4 lbs.	Early Spring	Jan. to May—July to Oct.
LEEK	1/2 oz.	1 1/2 to 2 lbs.	Early and Late Spring	January to March
LETTUCE	1/2 oz. (3 pkts.)	3 lbs.	Late Spring-Early Summer	All year round
MUSKMELON	1/2 oz. (3 pkts.)	2-4 lbs.	Late Spring	April 20th to June
WATERMELON	1 oz.	2-3 lbs.	Spring	May to June
MUSTARD	1/4 o. (1 pkt.)	8 lbs.	Late Spring	February to May
OKRA	1/2 oz.	3 lbs.	Early Spring	April 15th to June
ONION	1/4 oz. (1 pkt.)	3 lbs.	Early Spring	November to March
PARSLEY	1/2 oz. (2 pkts.)	3 lbs.	Spring	All year round
PARSNIP	2 lbs.	80 lbs.	Early and Late Spring	March to June
PEAS	1/8 oz. (1 pkt.)	3 oz.	Early Spring in Hot-Beds	All year round
PEPPER	5 lbs.	5-6 sacks	Late Spring	February to May
POTATO, Irish	75 slips	9,680 plants	Late Spring	April 15th to June
POTATO, Sweet	1/2 oz. (2 pkts.)	3 or 4 lbs.	Late Spring	November to March
PUMPKIN	1 oz.	10 lbs.	Spring	All year round
RADISH	1/2 oz.	1 lb.	Spring	March to June
RHUBARB, Roots	33 plants	2,420	Spring	All year round
RHUBARB, Roots	1 oz.	10 lbs.	Late Spring	February to May
SALSIFY	1 oz.	15 lbs.	Early Spring and Fall	January to April
SPINACH	1 oz.	2-3 lbs.	Late Spring	February to May
SQUASH	1/2 oz. (2 pkts.)	2 ozs.	Early Spring	All year round
TOMATO	1/2 oz. (1 pkt.)	1-2 lbs.	Early Spring in Hot Bed	May to June
TURNIP	1/2 oz. (3 pkt.)	1-2 lbs.	Spring and Summer	August to April

INDEX

Name of Seed	Page	Name of Seed	Page	Name of Seed	Page
Planting Chart	Cover	CANTALOUPE		GREEN ONION	
Directions for Ordering	2	Golden Honeymoon	14	Japanese Big Summer	26
ASPARAGUS		Hales Best No. 36	14	OKRA OR GUMBO	
Mary Washington	3	Hales Best	14	White Velvet	26
BRUSSELS SPROUTS		Persian	14	PARSLEY	
Improved Long Island	3	Honey Dew	14	Champion Moss Curled	26
POLE BEANS		Improved Perfecto	14	PEPPER	
Kentucky Wonder	3	Tip Top	14	Mexican Chili	27
Kentucky Wonder White Seed	3	WATERMELON		Anaheim Chili	27
BUSH BEANS		Black Seeded Klondike	15	Chinese Giant	28
Black Wax Prolific	4	Brown Seeded Klondike	15	California Wonder	28
Stringless Green Pod	4	Striped Klondike	15	Floral Gem	29
LIMA BEANS		King and Queen Grey Seeded	16	PEAS	
Fordhook Bush	4	CASABA		Alderman	29
BROCCOLI		Golden Beauty	16	Stratagem	29
Italian Green Sprouting	5	CUCUMBER		Laxton's Progress	29
TABLE BEET		Armenian	16	PARSNIP	
Crosby's Egyptian	5	Boston Pickling	16	Hollow Crown	30
Early Wonder	5	Chicago Pickling	16	RADISH	
Improved Early Blood Turnip	5	Early White Spine	16	Early Scarlet Turnip White	
Detroit Dark Red	6	Early Fortune	17	Tipped	31
SWISS CHARD		Clark's Special	17	Early Scarlet Globe	31
Giant White Ribbed	6	Improved Long Green	17	Early Scarlet Turnip	31
CABBAGE		Tokyo Long Green	17	Crimson Giant	31
Golden Acre Selected	7	Early Sanmame	17	JAPANESE RADISH	
Early Jersey Wakefield	7	Early Large Tabata White	17	Late Sakurajima	31
Early Winningstadt	7	KOHL RABI		Late Summer Tokyo	31
Early Flat Dutch	7	Early White Vienna	18	Miyashige	31
Copenhagen Market	7	Early Purple Vienna	18	Shogoin	31
Mammoth Rock Red	7	CELERY		Nerima Half Long	31
Penn State Ballhead	8	Utah		Early Minoh 9 Days	31
Hollander Short Stem	8	(Our Selected Utah Grown)	18	Japanese All Season	31
Holland Export Late	8	Utah (California Grown)	18	SPINACH	
Danish Ballhead Short Stem	8	Golden Self Blanching (California	19	New Giant Thick Leaf Long	
Glory of Enkhuizen	8	Grown Half Long)	19	Standing Prickly	32
SAVOY, Perfection Drumhead	8	Golden Self Blanching Tall	19	Long Standing	32
CHINESE CABBAGE		(French Grown)	19	Large Thick Dark Green	
Surehead	8	Golden Detroit	19	Prickly Winter	32
Santo	8	EGG PLANT		SQUASH	
Wong Bok	9	Japanese Long	19	Green Tinted White Bush	
Chinese Green Mustard Bak Toy	9	Black Beauty	20	Scallop	33
Chinese White Mustard Bak Toy	9	New York Improved Purple	20	Italian Dark Green	33
Shakushina	9	LETTUCE		Italian	33
Chinese Celery Cabbage	10	Imperial No. 847	20	Yellow Summer Crookneck	34
CAULIFLOWER		New York No. 199	20	Table Queen	34
Selected Dry Weather	10	New York No. 198	21	TOMATO	
Extra Early Snowball	10	Imperial No. 152	21	Break O'Day	34
Early Snowball	10	New York No. 515	21	Marglobe	34
Moonlight Selected	10	Imperial F	21	Norton	35
Midsummer Beauty	10	Imperial D	21	Selected Earliana Color Tru	35
BROCCOLI—Cauliflower Type		Early New York No. 12	21	Special Early No. 498	35
December	11	Imperial No. 2-50	22	New Stone	35
Christmas	11	New York Special	22	Penn State Earliana	35
February	11	Imperial No. 615	22	Pritchard	35
March	11	MUSTARD		Selected Stone	35
April	11	Fordhook Fancy	23	Rutgers	36
SWEET CORN		Southern Giant Curled	23	TURNIP	
Alameda Sweet	11	ONION		Extra Early White Top Milan	36
Bantam Evergreen	11	Early Transplanting Variety		Golden Ball	36
Stowell's Evergreen	11	California Early Red	23	Purple Top White Globe	36
Golden Bantam	12	California Early Yellow Half	23	Early White Flat Dutch	37
CARROT		Globe	23	Early Snowball	37
Chantenay	12	Early Crop Varieties		Yellow or Amber Globe	37
Scarlet Nantes	12	Extra Early White Queen	24	JAPANESE TURNIP	
Oregon Chantenay	13	Crystal White Wax	24	Tenohjikabu	37
Hollister Chantenay	13	Late Crop Varieties		Tokyo Summer	37
Imperator or Lompoc	13	Australian Brown	24	Shogoin	37
Danvers Half Long	13	Yellow Globe Danvers	24	HOTKAPS	38
		Southport White Globe	24	HOTENTS	38
		White Portugal or White	24	INSECTICIDES	Back Cover
		Silverskin	24		
		White Sweet Spanish	24		
		Yellow Sweet Spanish	25		

DIRECTIONS FOR ORDERING

YOUR NAME and ADDRESS must be written very plainly in full on every order sent us.

REMITTANCE should be made by Post Office or Express Money Order, or Bank Draft.

IF REMITTANCE DOES NOT Accompany Order, all goods shall be sent C. O. D., charging you for C. O. D. fees.

SPECIAL PRICES ON LARGE QUANTITY orders shall be given you. Write us for prices when ordering exceptionally large quantities.

TRANSPORTATION CHARGES are all prepaid by us, except on those items marked F. O. B. in this catalog.

FOREIGN POSTAGE is charged at 5 cents for every pound or fraction thereof of seeds orderd.

FOREIGN COUNTRY SHIPMENTS (Mexico, Hawaii, Canada, etc.) Send remittance in full with order. Do not order by C. O. D.

Seeds not returnable for either refund or exchange if container opened or broken in any way. In the event that you wish to return any seed, that is if unopened, please write us first.

Please use the Western Union Service when ordering by wire.

TO OUR CALIFORNIA CUSTOMERS. If the seeds purchased are to be planted for your own personal use, as you know, there is a Sales Tax of Three per cent to be charged. However, if the products of the seeds are to be sold by you to the market, store, etc., this tax is unnecessary.

Amount of Order	Tax	Amount of Order	Tax
\$.01 — \$.14	No Tax	\$1.84 — \$2.16	\$.06
.15 — .4901	2.17 — 2.4907
.50 — .8302	2.50 — 2.8308
.84 — 1.1603	2.84 — 3.1609
1.17 — 1.4904	3.17 — 3.4910
1.50 — 1.8305	3.50 — 3.8311

The Seeds offered in this catalog were grown with the greatest possible care. The mother stocks have all been developed from carefully selected plants, and the fields have been strictly rogued so that nothing but the very best has been allowed to go to seed. All seeds are thoroughly cleaned so that the products are as clean as any seed in the open market. Our **Cabbage, Cauliflower, Celery, and Spinach Seeds** are all imported stocks; **Cucumber and Melon Seeds** are all grown in Rocky Ford, Colorado. All of our seeds are grown only by very reliable growers, most severely tested for good germination, and can be recommended for the most critical trade.

NON WARRANTY. Results depend very much on climate, soil, treatment, and other conditions over which we have no control, and while we exercise every care to have all seeds pure and reliable, we do not give any warranty expressed or implied as to description, quality, productiveness or any other matter beyond our control.

ASPARAGUS

CULTURE. When starting the seeds in beds, it is advisable to soak the seeds in water for 24 hours before planting. This makes germination more rapid and certain. Sow in February in beds broadcasted or in rows. When plants are well established, thin to about an inch apart. Hoe frequently during the summer. Plants will be ready to set in a permanent bed the following January, in soil worked to a depth of 16 to 18 inches. Leave the rows 3 or 4 feet apart, with at least 6 inches of soil over the roots. Shoots will be more rounded and tender by applying manure between rows and 2 pounds of nitrate of soda or ammonium sulphate to the square rod. Light sandy soil is preferable.

MARY WASHINGTON. An improved and selected strain of the Martha Washington. Earlier and larger than the original. Shoots are firm and very tender. **1 oz. 20c; 4 oz. 40c; 1 lb. \$1.00, postpaid.**

BRUSSELS SPROUTS

CULTURE. When the sprouts begin to form, remove the lower leaves to improve growth. Otherwise Brussels Sprouts requires the same method of culture as cabbage. Will grow successfully under conditions favorable to cabbages.

IMPROVED LONG ISLAND. Plants are vigorous of about 20 inches high. Stalks large, thickly covered with sprouts. A heavy yielder. Requires a season of good length and prefers humid air. Well suited for market gardening. **1 oz. 25c; 4 oz. 75c; 1 lb. \$2.00, postpaid.**

POLE BEANS

CULTURE. May be planted anywhere along the coast where there is considerable moisture in air.

KENTUCKY WONDER. One of the very best sorts for market; early and productive pods of 8 to 9 inches long. **¼ lb. 15c; 1 lb. 30c; 10 lbs. \$2.50, postpaid; 100 lbs. \$12.00, F. O. B. Hollister.**

KENTUCKY WONDER WHITE SEEDED. A very early white seeded variety. Pods 6 to 7 inches long. **¼ lb. 15c; 1 lb. 30c; 10 lbs. \$2.50, postpaid; 100 lbs. \$13.00, F. O. B. Hollister.**

BUSH BEANS

CULTURE. In early Spring give sandy soil preference, but heavy loam is best in summer. Plant the seeds when the ground is properly moistened and pulverized. Drills or rows should be at least 20 inches apart. If soil is heavy, one-half inch is deep enough; plant about an inch deeper in sandy soil. Do not plant in soil that is too wet, nor irrigate immediately after planting. During winter months do all irrigating in the morning because the water from the pipe is warm and will help growth. If applied in the evening water chills plants, cools the soil, retards the growth and causes mildew. Do not permit the soil to dry. For home gardening, use a hose to water if possible at roots and never spray plants.

BLACK WAX PROLIFIC. Early, very productive with handsome golden yellow round pods. Brittle, stringless and fine quality. Favored mostly for mid-summer gardenings. Plant from April to August. $\frac{1}{4}$ lb. 15c; 1 lb. 30c; 10 lbs. \$2.50, postpaid. 100 lbs. \$13.50, F. O. B. Hollister.

STRINGLESS GREEN POD.

Good for market; fleshy, stringless. Tender pods about $5\frac{1}{2}$ inches long. $\frac{1}{4}$ lb. 15c; 1 lb. 30c; 10 lbs. \$2.50 postpaid.

LIMA BEANS

CULTURE. Beans planted in cold soil will rot. They should be planted around the end of April or in the month of May.



FORDHOOK BUSH LIMA



BLACK WAX PROLIFIC

FORDHOOK BUSH LIMA. Excellent, early and distinct bush growth. It is very prolific and resistant to blight. Most profitable for market because the pods remain green. Pods are about 5 inches long, containing 4 to 5 large oval-shaped white beans of the so-called Butter Lima type. $\frac{1}{4}$ lb. 15c; 1 lb. 30c; 10 lbs. \$2.50, postpaid; 100 lbs. \$15.00 F. O. B. Hollister.

BROCCOLI

ITALIAN GREEN SPROUTING.

Produces large green heads and matures very uniformly. **1 oz. 20c; 4 oz. 70c; 1 lb. \$2.50, postpaid.**

TABLE BEET

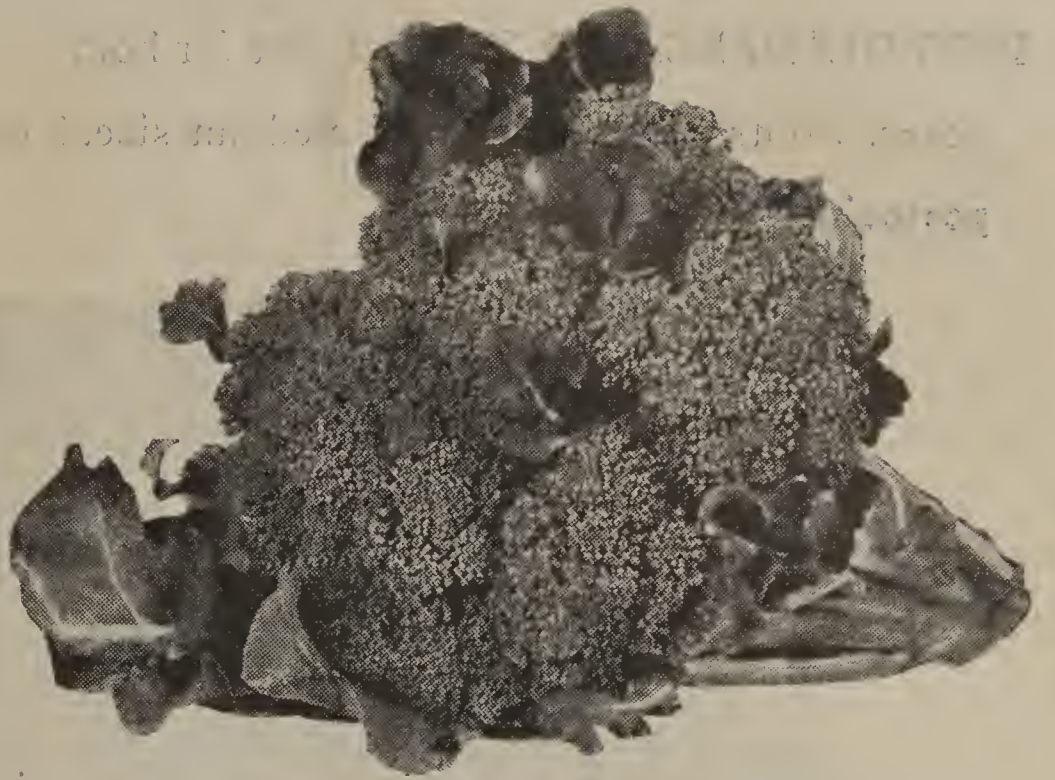
CULTURE. Beets may be grown in any good soil, but they do best in rich sandy loam. Sow the seeds any time from February to October, one-half inch deep in well prepared moist soil, in rows 12 to 18 inches apart.

Drill 6 pounds of seed to an acre. When the beets are 3 or 4 inches high, thin them out 1 inch apart. Irrigate about every two weeks unless the nature of the soil is such that more frequent irrigation is necessary. Mulch the soil after each irrigation. Beets are ready for use in ten weeks, and retains its prime condition for another ten weeks.

CROSBY'S EGYPTIAN. Favorite for the first market. Roots a flattened globe shape **1 oz. 15c; ¼ lb. 25c; 1 lb. 60c; 10 lbs. \$5.50, postpaid.**

EARLY WONDER. Popular with market gardeners for early or late planting. **1 oz. 15c; ¼ lb. 25c; 1 lb. 60c; 10 lbs. \$5.50, postpaid.**

IMPROVED EARLY BLOOD TURNIP. The old standard table beet; roots almost round **1 oz. 15c; ¼ lb. 25c; 1 lb. 60c; 10 lbs. \$5.50, postpaid.**




ITALIAN GREEN SPROUTING



EARLY WONDER

DETROIT DARK RED. The best sort for home or market gardener and for canning purposes. Roots globe shaped, of medium size. **1 oz. 15c; 1/4 lb. 25c; 1 lb. 60c; 10 lbs. \$5.50, postpaid.**



DETROIT DARK RED

SWISS CHARD

CULTURE. Grown exclusively for the tops, and in fact it is much used as a substitute for spinach. Also used as a green food for chickens. Sow seed in rows 18 inches apart and thin the plants to stand a foot apart; after cutting off a crop of foliage the plants will sprout again. Give several cuttings in a season.

SELECTED GIANT WHITE RIBBED. Smooth, dark green leaves with broad white ribs. **1 oz. 15c; 1/4 lb. 25c; 1 lb. 75c; postpaid.**

CABBAGE

CULTURE. If planted properly you can have Cabbage all the year round with very little trouble. It requires rich, mellow and well drained soil with plenty of moisture. Rows should be 3 feet apart, plants 18 inches apart. Improper culture or unseasonable weather will stunt the normal growth of Cabbage and cause the head to prematurely go to seed. Cabbage is attacked by three classes of insects: Cutworms, Plant lice, or Aphis, and Green Cabbage Worm. Cutworms can be controlled by means of paper collars or by dusting or spraying with Corona Dry. Five ounces of seed will produce plants for 1 acre.

GOLDEN ACRE SELECTED. This is among the earliest variety of Cabbages, with firm head, very uniform in shape and size. The shape is similar to Copenhagen Market, but has fewer leaves. The heads average in weight from 2½ to 3 pounds. Owing to its being compact with few leaves, it may be planted in rows 12 to 14 inches apart, which requires about 15,000 plants per acre. **1 oz. 30c; 4 oz. 90c; 1 lb. \$3.00, postpaid.**




GOLDEN ACRE SELECTED

EARLY JERSEY WAKEFIELD. Extra early variety; heads broad, cone-shaped and pointed, very solid. **1 oz. 20c; ¼ lb. 60c; 1 lb. \$2.00, postpaid.**

EARLY WINNINGSTADT. Medium early, short stemmed; heads solid cone-shaped. Very productive. **1 oz. 20c; ¼ lb. 60c; 1 lb. \$2.00, postpaid.**

EARLY FLAT DUTCH. A good flat-headed variety, with short stems and firm head. **1 oz. 20c; ¼ lb. 60c; 1 lb. \$2.00 postpaid**

COPENHAGEN MARKET. Early variety; stem short, heads large, round and solid. **1 oz. 30c; ¼ lb. 75c; 1 lb. \$2.50; 10 lb. \$22.00, postpaid.**



CABBAGE Copenhagen Market

MAMMOTH ROCK RED. Best hard-headed red variety. Large heads, globular; very solid. Deep red on top. Outer leaves, greenish red, large and spreading. Especially used for pickling. **1 oz. 20c; 4 oz. 70c; 1 lb. \$2.50 postpaid.**

PENN STATE BALLHEAD. One of the very best and newest strains of the Ballhead or Hollander type. Penn State Ballhead shows records of over 20 tons per acre for a long period of years. The primary reason for the increased yield in the Penn State strain lies in the successful selection of hard, tight heads, weighing at least one-third more than ordinary Danish of equal size. 130-140 days to mature. Weight of head: 3 to 5 lbs. **1 oz. 30c; 1/4 lb. 80c; 1 lb. \$3.00; 10 lbs. \$25.00, postpaid.**

HOLLANDER SHORT STEM. A Danish Ballhead type, but the head is somewhat smaller and has more leaves. Small, slender midrib. The head is round and very solid. Little earlier than the original Ballhead. Good keeping quality. **1 oz. 30c; 4 oz. \$1.00; 1 lb. \$3.50**

HOLLAND EXPORT LATE. One of the best for autumn shipping and winter storage. Medium large, very solid heads. Color deep dark red. **1 oz. 30c; 4 oz. 80c; 1 lb. \$2.75, postpaid.**



DANISH BALLHEAD

DANISH BALLHEAD. (Short Stem). A good winter sort, heads round and very solid. Keeps well and is a good shipper. **1 oz. 25c; 1/4 lb. 75c; 1 lb. \$2.25; 10 lbs. \$20.00, postpaid.**

GLORY OF ENKHUIZEN. Excellent medium early, short stemmed, heads large, round and very solid. **1 oz. 20c; 1/4 lb. 70c; 1 lb. \$2.25, postpaid.**

SAVOY, PERFECTION DRUMHEAD. Best winter keeper. Late. Heads round, compact, solid. Deep green and coarsely crumpled. **1 oz. 30c; 4 oz. 75c; 1 lb. \$2.50; 10 lb. \$20:00, postpaid**

CHINESE CABBAGE

CULTURE FOR CHINESE CABBAGE. The seed should be sown in July or early in August or early in September. Plant in rows 14 to 16 inches apart and furrows 38 to 40 inches apart. Thin out to 12 inches. When well grown without forming head, the plants should be blanched by tying closely with burlap.

Our strain is the genuine Wong Bok and Surehead, imported directly from China and is considered a perfect Chinese Cabbage. It has delicious, mild and pleasant flavor. The outside leaves grow to a large, round leaf and the heart is snowy white with compact leaves tightly held together. Wong Bok or Surehead makes delicious slaw and fine salad. When cooked it makes greens deliciously cabbage flavored and not at all like boiled cabbage.

“SUREHEAD.” This variety is the best large firm-header. Heads are formed like Cos Lettuce, but leaves and stems hold tighter. Heads firm, tender, sweet and delicious. The color of the outer leaves is light green, but the interior is yellowish white. It is best sown from late July until late August, easy to grow and will stand any climate. **1 oz. 20c; 1/4 lb. 50c; 1 lb. \$1.50, postpaid.**

SANTO. Leaves are large, and tightly enfold the heart. Stalks are thick, tender, crispy and snowy-white. **1 oz. 15c; 4 oz. 40c; 1 lb. \$1.25, postpaid.**

WONG BOK. Heads short and broad, and leaves fold tight. **1 oz. 20c; 1/4 lb. 50c; 1 lb. \$1.50, postpaid.**

CHINESE GREEN MUSTARD BAK-TOY. Less pungent than the other mustards and very delicious. Thin out 6 to 8 inches when of fair size. **1 oz. 20c; 4 oz. 50c; 1 lb. \$1.50, postpaid.**



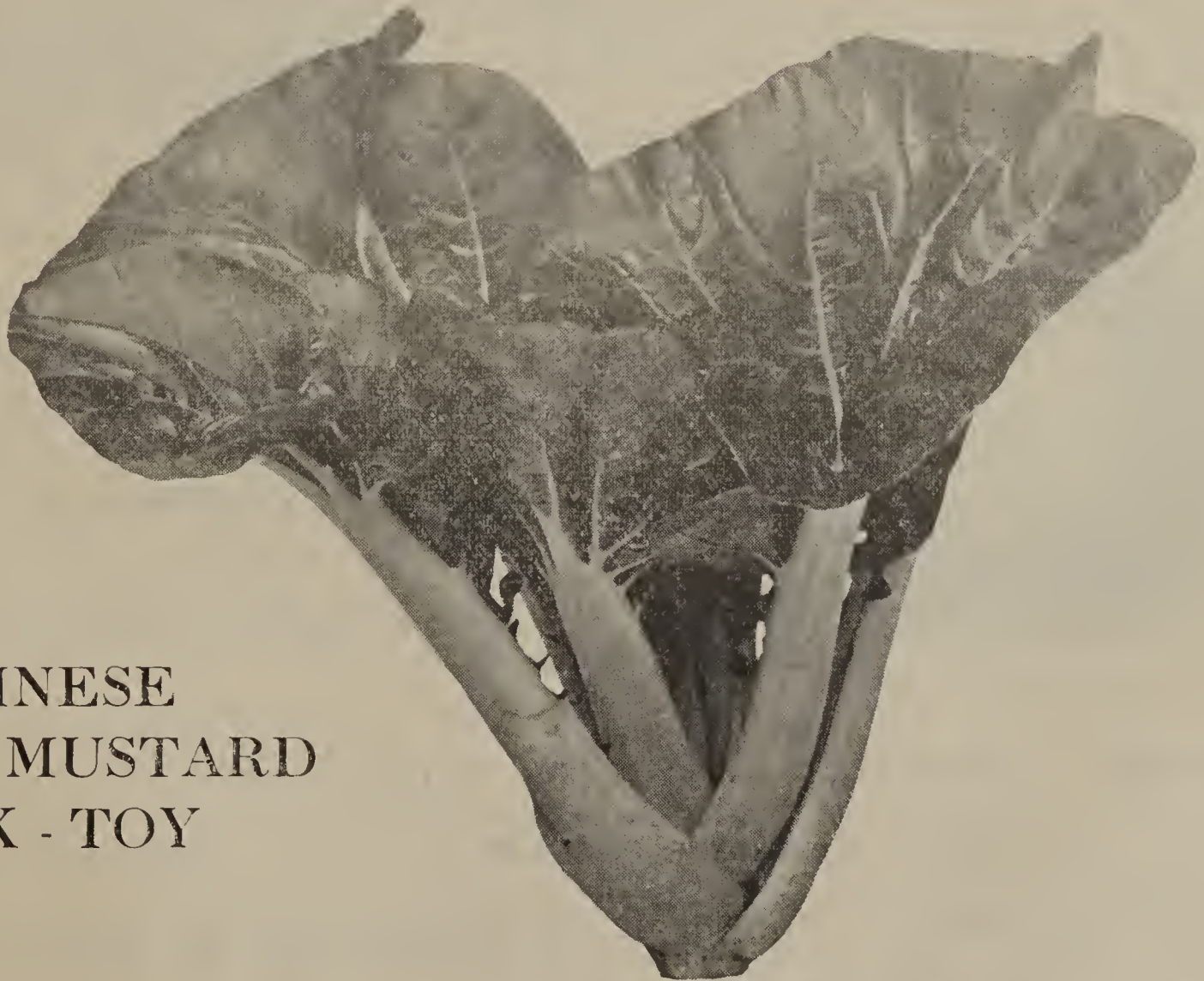
CHINESE GREEN MUSTARD BAK TOY

CHINESE WHITE MUSTARD BAK-TOY. Stalk white. Otherwise the same as Green Bak-Toy. **1 oz. 20c; 4 oz. 50c; 1 lb. \$1.50, postpaid.**



WONG BOK

SHAKUSHINA. A Japanese type of non-pungent white mustard. The stems are wide, medium thick and crispy. The leaves are round shaped and mild. It is cooked the same as Spinach or Swiss Chard, but its taste exceeds that of the latter. Thin out 6 to 8 inches when plant is a little over 1 inch high. (Imported seed.) **1 oz. 15c; 4 oz. 35c; 1 lb. \$1.00, postpaid.**



CHINESE
WHITE MUSTARD
BAK - TOY

CHINESE CELERY CABBAGE. Resembles celery and cos lettuce. The heads are tall and cylindrical, measuring from 18 to 24 inches in height. It possesses a very fine flavor and is a good keeper. It may be used like celery for salad, or for cooking. **1 oz. 20c; 4 oz. 50c; 1 lb. \$1.50 postpaid.**



CHINESE CELERY CABBAGE

CAULIFLOWER

CULTURE. Soil from rich loam to heavy adobe is favored. Choose a level field to afford uniform moisture. Early varieties should be planted in the seed bed from May to July 1. Late varieties from June to August 1. Plants should be ready to transplant in 5 to 6 weeks after seed is planted. Plants should not be irrigated soon after transplanting as it will spoil the roots. Cultivate the soil instead to help keep it moist. Set the plants 2 feet apart in rows 3 or 3½ feet wide. Early varieties should be ready for market in October or November. Late varieties in December and January and later, according to the time of planting the seed. Do not try to grow Cauliflower unless you have water in abundance. 5 ounces of seed will produce enough to cover one acre.

SELECTED DRY WEATHER. The best variety for general use. As the flowers are protected by the leaves overlapping the curd, the large snow-white heads of extra fine and firm quality keep their pure white appearance and remain in prime condition longer than about any other variety. Our selected strain is a very sure header and produces admirably uniform heads. This stands hot, dry weather. **1 oz. \$1.25; ¼ lb. \$4.50; 1 lb. \$17.00, postpaid.**



SELECTED EARLY SNOWBALL

SELECTED EXTRA EARLY SNOWBALL. The well known and widely used selection. Comes in 10 or 14 days before Early Snowball. Is of dwarf habit with short outside leaves and produces very solid white and finely grained heads of the finest quality and of good dimension. Seldom fails to head. **1 oz. \$1.25c; ¼ lb. \$4.50; 1 lb. \$17.00, postpaid.**

SELECTED EARLY SNOWBALL. One of the best for the market gardeners. The plant is a dwarf, the outer leaves erect, while the inner ones protect the head. **1 oz. \$1.40; ¼ lbs. \$5.00; 1 lb. \$19.00, postpaid.**

MOONLIGHT SELECTED. (SAME AS HELIOS SELECTED) (Denmark Grown). Large, early, self-protecting. A cross between Early Snowball and Danish Giant (Dry Weather.) **1 oz. \$1.40; 4 oz. \$5.00; 1 lb. \$18.00.**

MIDSUMMER BEAUTY. Large, snow white solid heads of finest texture. The leaves cover the heads almost fully. Considered the best Cauliflower for summer growing. **1 oz. \$1.25; 4 oz. \$4.50; 1 lb. \$17.00 postpaid.**

BROCCOLI — Cauliflower Type

CULTURE. All varieties may be planted in July or August. They will mature in succession from November until May, supplying continuously with fine white heads.

DECEMBER. Fine, large white heads. Seeds sown in July and transplanted in August; ready for shipping in November and December. **1 oz. \$1.20; 4 oz. \$4.00; 1 lb. \$15.00 post-paid.**

CHRISTMAS. Produces fine white heads in late December to early January. **1 oz. \$1.20; 4 oz. \$4.00; 1 lb. \$15.00, postpaid.**

FEBRUARY. Compact bluish-green plants; heads very solid, white and long standing of finest quality. **1 oz. \$1.20; 4 oz. \$4.00; 1 lb. \$15.00.**



MARCH

MARCH. Large, pure white, sure-heading variety. Self-protecting leaves cover the head. Good for either the market or shipping. Crop matures in early March under California climate. Seed should be planted during August 10 to 15. **1 oz. \$1.25; 4 oz. \$4.50; 1 lb. \$16.00, postpaid.**

APRIL. Sow in August and transplant in September. Produces fine, firm white heads in April. **1 oz. \$1.20; 4 oz. \$4.00; 1 lb. \$15.00, postpaid.**

SWEET CORN

ALAMEDA SWEET. Improved dwarf. Medium early. The plants are short and stocky with large, dark green leaves. Produces 10 to 14 rowed, snowy white ears. **1/4 lb. 15c; 1 lb. 28c; 10 lbs. \$2.50, postpaid; 100 lbs. \$12.50, F. O. B. Hollister**

BANTAM EVERGREEN. Productive. Good for canning and market. Stalks 6 to 7 feet tall. Ears 7½ to 8 inches long with 14 to 18 rows of rich golden cream, compact kernels. Will remain in table condition for a long time. **4 oz. 15c; 1 lb. 28c; 10 lb. \$2.50, postpaid; 100 lbs. \$13.00, F. O. B. Hollister.**

STOWELL'S EVERGREEN. A late variety, very valuable, for canning and greatly grown for market. It is productive, very tender and sugary. Ears large and of the best quality. **4 oz. 15c; 1 lb. 28c; 10 lbs. \$2.50, postpaid; 100 lbs. \$12.50, F. O. B. Hollister.**

GOLDEN BANTAM. This variety is highly desirable for home gardens because of its flavor and sugary contents. Dwarf type, the stalks averaging to about 4 feet. Our stock has been most carefully selected and is superior to many that is being offered. $\frac{1}{4}$ lb. 15c; 1 lb. 28c; 10 lbs. \$2.50; postpaid; 100 lbs. \$12.50, F. O. B. Hollister

CARROT

CULTURE. Sow any time in deep, loose soil. Sandy loam about $\frac{1}{2}$ inch deep. Sow in rows 18 inches apart, or sow in ridges same as Lettuce. Irrigate same as for Beets. A constant supply of Carrots may be had by sowing early varieties in succession or by sowing early, medium and late ones at the same time. Carrots may be left in the ground for a long time as they do not become bitter as do Beets. Carrot is one of the most wholesome and nutritious of the garden roots. It is very profitable because of the large quantity that a small patch can produce, and there is no waste as any surplus may be fed to rabbits or other animals. For shipping, the seed should be planted in August and September. An acre will require 3 or 4 pounds of seed.



CHANTENAY

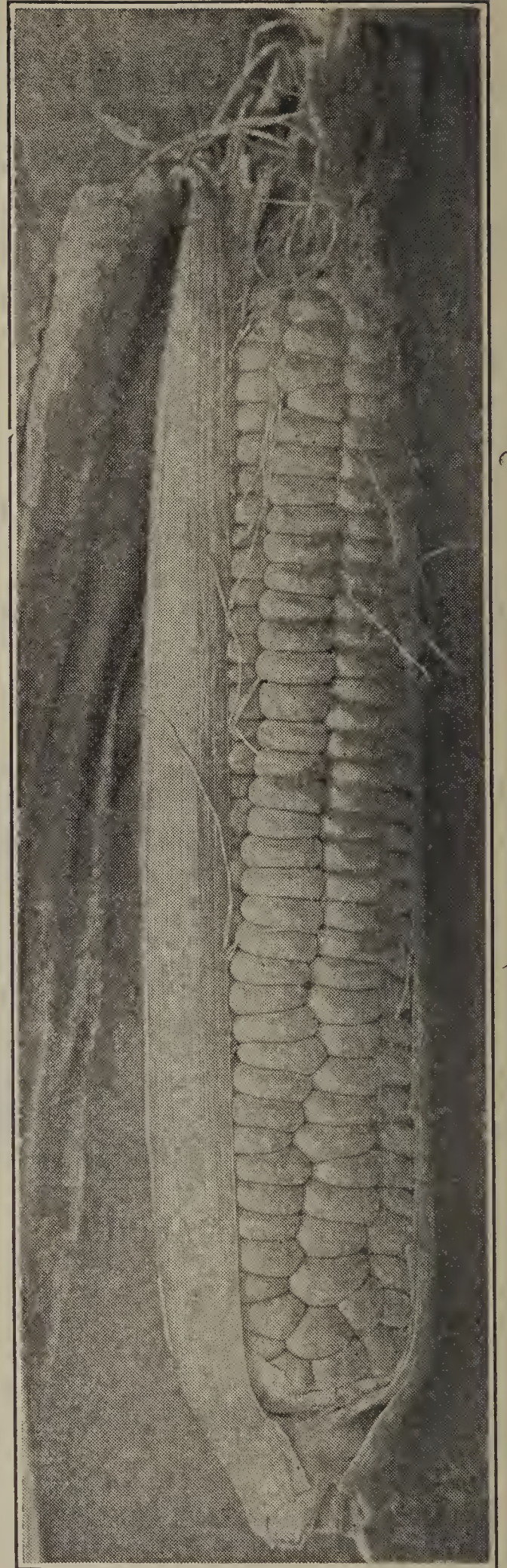
CHANTENAY. The roots are $5\frac{1}{2}$ inches long, stump rooted and a deep orange-red in color. Most popular for market. 1 oz. 15c; 4 oz. 30c; 1 lb. 70c; 10 lbs. \$6.50, postpaid.

SCARLET NANTES. A popular early variety.

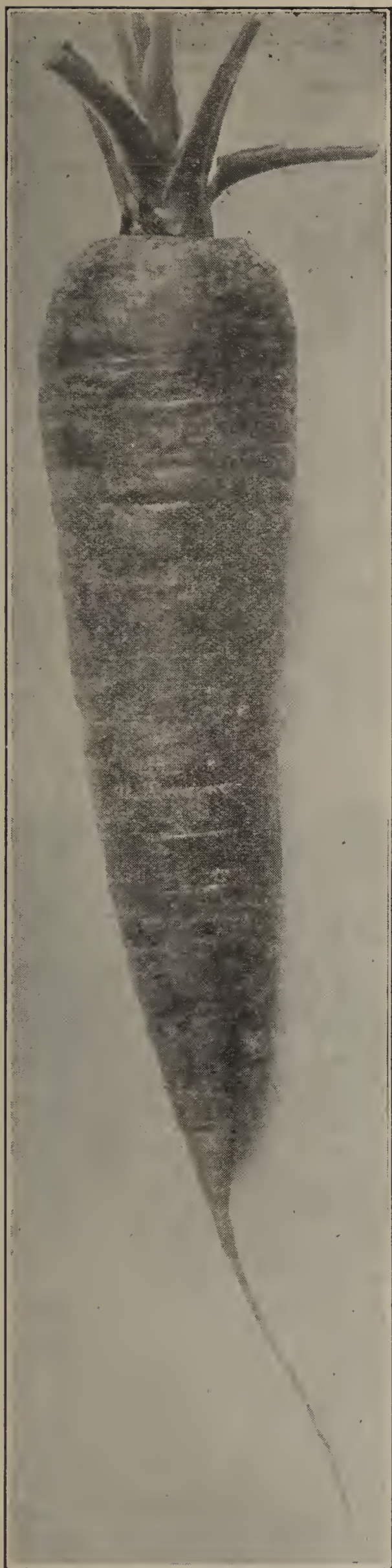
Roots are of a beautiful

scarlet color, cylinder in form, with a blunt rounded point.

Smooth skin. Almost coreless. Flesh sweet and of mild flavor. 1 oz. 15c; 4 oz. 30c; 1 lb. 75c; 10 lbs. \$7.00, postpaid:



GOLDEN BANTAM



DANVERS HALF LONG

OREGON CHANTENAY. A very fine bunching carrot. Excellent quality. Roots about $6\frac{1}{2}$ inches long. Core smaller and redder than regular Chantenay. Top same as regular Chantenay but shoulder is not quite so thick. **1 oz. 15c; 4 oz. 30c; 1 lb. 70c; 10 lbs. \$6.50, postpaid.**

HOLLISTER CHANTENAY. This is a specially improved Chantenay, excellent quality, very tender, color deeper than regular Chantenay. Has less core than the other and when full grown it is about $6\frac{1}{2}$ inches at shoulder, stump rooted. **1 oz. 15c; $\frac{1}{4}$ lb. 30c; 1 lb. 70c; 10 lbs. \$6.50, postpaid.**

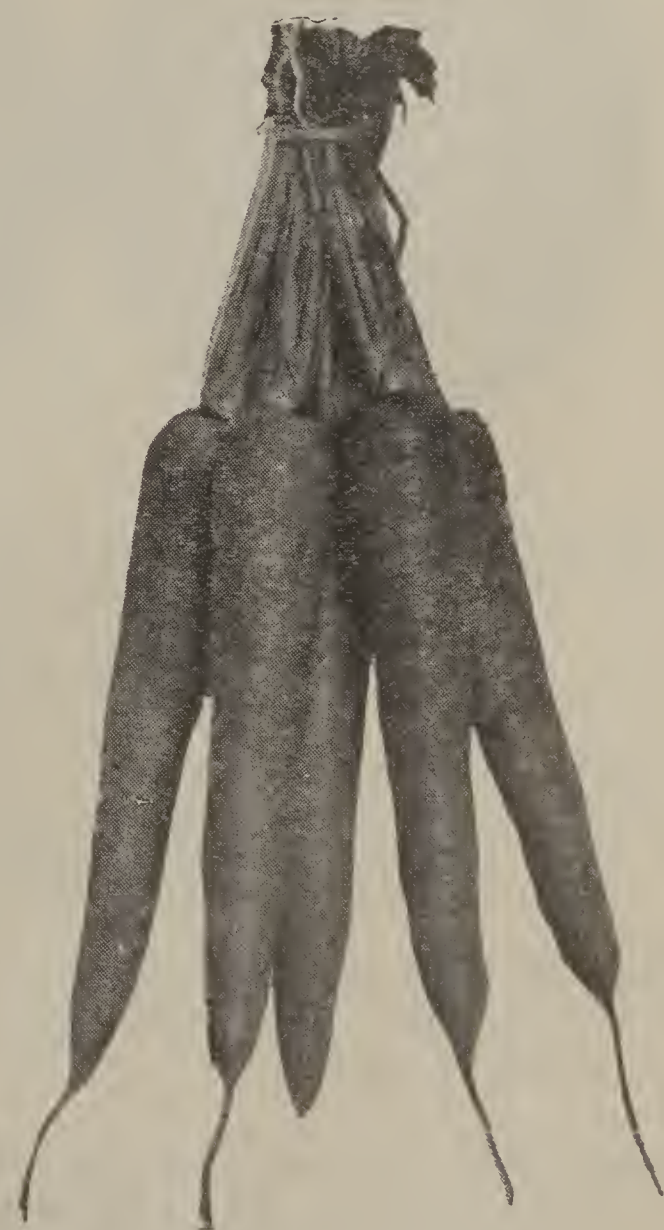
IMPERATOR OR LOMPOC. $6\frac{1}{2}$ to $7\frac{1}{2}$ inches long. Deep orange. Shoulder width $1\frac{1}{4}$ to $1\frac{1}{2}$ inches. Extensively grown around Lompoc, Calif. Very popular with growers and shippers in southern part of California. **1 oz. 15c; 4 oz. 30c; 1 lb. 70c; 10 lbs. \$6.50, postpaid.**

DANVERS HALF

LONG. The most largely used of all varieties.

The orange-scarlet roots measure 8 inches long and about $2\frac{1}{2}$ inches wide at the shoulder. **1 oz. 15c; $\frac{1}{4}$**

lb. 30c; 1 lb. 70c; 10 lbs. \$6.50, postpaid.




IMPERATOR OR LOMPOC

CANTALOUPE

CULTURE. Cantaloupe or Muskmelon must not, under ordinary gardening conditions, be planted until all danger of frost has passed. The soil must be thoroughly soaked down to sub-moisture, either by rain or irrigation. When dry enough, plow to 10 to 12 inches deep and thoroughly pulverize the soil. Prepare furrows 4 to 5 inches deep, and 6 to 7 feet apart, according to space which can be spared. Then plant the seed in the furrows 6 to 7 feet apart, covering the seed not more than 1 inch deep. As the plant grows, gradually fill up the furrow with the soil until level with surface. Do not irrigate close to the plant as it will cause dampening off and other diseases. Practice frequent hoeing or shallow cultivation, and always cultivate the irrigation furrow as soon as the soil is dry enough to mulch nicely after.

GOLDEN HONEYMOON. (New) A great improvement over the original Honey Dew. Skin has a rich velvety, golden color. About two weeks earlier and a trifle smaller in size than the Honey Dew. Vines said to be disease resistant. Flesh green, very sweet. Ripens almost to the rind. Very productive. Claimed to be popular in Hawaii.
1 oz. 20c; 4 oz. 60c; 1 lb. \$2.00, postpaid.

HALE'S BEST NO. 36. A selection of Hales Best strain. Much superior, flesh thicker, and a better shipper than the older selections. **1 oz. 15c; 4 oz. 35c; 1 lb. \$1.00; 10 lbs. \$9.00, postpaid.**



HALES BEST No. 36

HALES BEST The earliest shipper of Salmon tint variety. Used mostly for long distance shipping. It is growing exceedingly favorable to the market growers on account of its earliness and attractive appearance. **1 oz. 15c; 1/4 lb. 35c; 1 lb. 90c; 10 lbs. \$8.00, postpaid.**

PERSIAN. This melon has a distinctive flavor. It is large, weighing 8 to 10 pounds at maturity, almost round, without ribs, and netted. Flesh is bright orange, very thick and juicy. It requires warm weather. Very pleasing flavor may be had by allowing it to ripen thoroughly on the vine. **1 oz. 15c; 4 oz. 35c; 1 lb. \$1.00; 10 lbs. \$9.00, postpaid.**

HONEY DEW. A distinct melon of Casaba type. Fruit medium large, about 8 inches long and 5 inches in diameter. An excellent shipping and keeping sort. Green Meated. **1 oz. 15c; 1/4 lb. 45c; 1 lb. \$1.25; 10 lbs. \$11.00, postpaid.**

IMPROVED PERFECTO. Very excellent type of early melon. Its thick flesh is rich cream colored, having a very small seed cell and firm netting. **1 oz. 15c; 4 oz. 35c; 1 lb. 90c; 10 lbs. \$8.00, postpaid.**

TIP TOP. The fruits are large, nearly round, slightly ribbed; very highly musk-flavored. **1 oz. 15c; 1/4 lb. 35c; 1 lb. 90c; 10 lbs. \$9.00, postpaid.**

WATERMELON

KLONDIKE. The most popular shipping variety in California. An oblong melon; color an even dark green. **1 oz. 15c; ¼ lb. 35c; 1 lb. \$1.00; 10 lbs. \$9.00, postpaid.**



SELECTED BLACK SEEDED KLONDIKE



KLONDIKE STRIPED

SELECTED BLACK SEEDED KLONDIKE.

This is a selected dark seeded strain. When cut its bright red flesh gives a very attractive appearance. The sweetest, finest flavored oblong melon. It should be given frequent irrigation. The best variety for California market and shipping. Formerly Klondike rind was considered too thin and brittle to stand shipping, but today thousands of acres are grown for distant shipping. **1 oz. 15c; ¼ lb. 40c; 1 lb. \$1.35; 10 lbs. \$12.00, postpaid.**

KLONDIKE BROWN SEEDED. Oblong melon. Thin, dark green rind. Flesh deep red, very sweet. Usually weighs 20 to 25 pounds. **1 oz. 15c; 4 oz. 45c; 1 lb. \$1.50; 10 lbs. \$12.50, postpaid.**

KLONDIKE STRIPED. Excellent shipper, wonderful quality. Dark green striped on light green outer rind. Size and shape same as Brown Seeded Klondike. **1 oz. 20c; 4 oz. 50c; 1 lb. \$1.75; 10 lbs. \$16.00, postpaid.**

KING AND QUEEN GREY SEEDED. A round winter melon. Larger and little earlier than the black seeded variety. Has thin, tough, very light green rind, faintly striped with dark green. Flesh is bright pink, solid, and stringless with few small grey seeds. Should not be eaten as soon as picked, but stored away until fully ripened. Can be kept for months. **1 oz. 15c; 4 oz. 45c; 1 lb. \$1.50, postpaid.**

CASABAS

CULTURE. In general the culture for Casaba is the same as for melon. You should plant Casabas according to your locality, from February 15th until June 15th, in furrows 8 feet apart. For later shipping many are planted from June 1st to July 15th.

GOLDEN BEAUTY. It is now grown more extensively throughout California than any other Casaba because of its beautiful appearance and delicious flavor. Distributors also prefer it as it stands up well after long journeys in carload shipments. Where melon is required for fall or late consumption this is one of the most popular variety. **1 oz. 15c; ¼ lb. 35c; 1 lb. \$1.00; 10 lbs. \$9.00, postpaid.**

CUCUMBER

CULTURE. Cucumbers should not be planted until all danger of frost is over as they are very sensitive to frost. They require a great deal of water, and unless planted in a rather moist soil, it should be given frequent irrigation throughout the summer. Plant from February to September in hills 4 to 6 feet each way. 8 to 10 seeds to a hill. Earlier sowing can be made by protecting with Hotkaps. Thin out the plants leaving 2 or 3 of the strongest in each hill. It is ready for table in 6 weeks from planting. One ounce of seed will plant 50 hills. Three pounds to an acre.

ARMENIAN. One of the newest and best cucumber varieties. Fruits grow from 15 to 23 inches in length. Color of skin and flesh is yellowish green. Tender, almost seedless and entirely free from bitterness. Peeling is unnecessary. **1 oz. 25c; 4 oz. 75c; 1 lb. \$2.50.**



ARMENIAN


BOSTON PICKLING. An early pickling or slicing variety. **1 oz. 15c; ¼ lb. 35c; 1 lb. \$1.15, postpaid.**

CHICAGO PICKLING. An excellent variety, grown largely for the pickling canneries. It is chosen because of its delicious quality and its shape, being 1 inch thick and 3 inches long, at picking size. Enormously productive and rich in color. **1 oz. 15c; 4 oz. 35c; 1 lb. \$1.15, postpaid.**

EARLY WHITE SPINE. One of the earliest and best of the white spine; fine for slicing or pickling. Medium green color. 7 x 2½ inches. **1 oz. 15c; ¼ lb. 35c; 1 lb. \$1.15; 10 lbs. \$9.00, postpaid.**


HAVE AN EARLIER, SAFER CROP BY PROTECTING WITH HOTKAPS OR HOTENTS. Illustrations and prices on last page.

EARLY FORTUNE. A very fine, dark green, early variety. The most desirable slicing sort. Fruit is crisp and holds delicious flavor. Extensively used for shipping. It is from 8 to 9 inches long, of uniform diameter, making it an ideal variety for packing. Retains color long after harvest. **1 oz. 15c; 4 oz. 35c; 1 lb. \$1.15; 10 lbs. \$9.00, postpaid.**



EARLY FORTUNE

CLARK'S SPECIAL. Long, dark green cucumber. Good for market gardeners. **1 oz. 15c; 4 oz. 35c; 1 lb. \$1.20; 10 lbs. \$10.00, postpaid.**



CLARK'S SPECIAL

IMPROVED LONG GREEN. A standard late. It has long, straight attractive shape, with a very rich green color. 8 to 10 inches long. The color stays green for a week, making it a fine shipper. The vine is medium size. **1 oz. 20c; 1/4 lb. 40c; 1 lb. \$1.25; 10 lbs. \$10.00, postpaid.**

JAPANESE CUCUMBER

TOKYO LONG GREEN. Mostly preferred to other cucumbers as it is immune to blight. Fruits are large, long and dark green. Tender and crispy flesh. Seldom bitter. Very productive. Excellent shipper. The vine is medium size. **1 oz. 25c; 1/4 lb. 70c; 1 lb. \$2.50; 10 lbs. \$24.00, postpaid.**

EXTRA EARLY SANMAIME. One of the earliest of the early. Bears fruit after every third leaf. Medium sized dark green fruits, with very few seeds. Firm and crispy flesh. Retains its color and shape long after being picked. **1 oz. 25c; 4 oz. 75c; 1 lb. \$2.25.** (Imported)

SHIROURI—Imported Japanese White Cucumber

EARLY LARGE TABATA. Much larger in diameter than the regular cucumbers. Fruit smooth; flesh creamy white, firm, tender, and possesses excellent flavor. **1 oz. 40c; 4 oz. \$1.25; 1 lb. \$4.00, postpaid.**



IMPROVED
LONG GREEN

KOHL RABI



KOHL RABI—Early White Vienna

CULTURE. This vegetable is a cross between Cabbage and Turnip. The edible portion is the large bulb which forms on the stem above the soil. Sow the seed thinly in drills where the plants are to stand and thin out 3 to 4 inches apart. It is best to make several successive sowings in order to obtain tender bulbs. An ounce of seed will produce 2000 plants.

EARLY WHITE VIENNA. Extremely early, with distinctly small tops; roots medium size, very light green or nearly white and of best quality. **1 oz. 20c; 4 oz. 60c; 1 lb. \$2.00, postpaid.**

EARLY PURPLE VIENNA. Early and with small top; roots medium size and purple in color; flesh white. **1 oz. 20c; 4 oz. 60c; 1 lb. \$2.00, postpaid.**

CELERY

CULTURE. Celery requires plenty of moisture at all stages of growth but will not endure flooding for any length of time. For early celery, sow in February or March in beds, either drilled or broadcast. The seeds must be planted very shallow and kept wet. After seedlings are well started and strong, transplant to furrows 3 feet apart and 6 inches deep. Set the plant's earth toward the plant to secure proper bleaching. Plant 6 or 8 inches apart. Never allow dirt to rest on heart of plant. Spray frequently with Bordeaux, sometimes adding a little Black Leaf 40 to control worms. Do not allow water to stand during heat of day after irrigating, it will cause Celery Rot. One-half ounce of seed to 100 feet of drill; $\frac{1}{4}$ pound per acre.

UTAH (Our Selected Utah Grown). A very splendid late variety. Demands high price wherever shipped due to its fine quality. Resembles the half long type of Golden Self-Blanching, but is more solid and has no strings. Height about 24 inches. Stalks very thick and, when bleached within the soil, are pure white, nutty and crisp. **1 oz. 80c; 4 oz. \$2.75; 1 lb. \$10.00, postpaid.**

UTAH (California Grown). **1 oz. 50c; 4 oz. \$1.75; 1 lb. \$6.50, postpaid.**



UTAH (UTAH GROWN)



GOLDEN SELF-BLANCHING
Half Long

GOLDEN SELF-BLANCHING (California Grown Half Long). The old standard market and shipping variety. **1 oz. 25c; 4 oz. 75c; 1 lb. \$2.75; 10 lbs. \$22.00, postpaid.**


GOLDEN SELF-BLANCHING SELECTED. (Tall Type), FRENCH GROWN. A good early Celery for gardeners and shippers. (Put up and sealed in one pound bags.) **1 oz. 50c; 4 oz. \$1.70c; 1 lb. \$6.00, postpaid.**

GOLDEN DETROIT. Uniform, medium late variety. Valuable for shipping. Plant compact, 22 inches tall. Edible stalks $6\frac{1}{2}$ to 8 inches long. **1 oz. 40c; 4 oz. \$1.25; 1 lb. \$4.50.**

JAPANESE EGGPLANT

SENNARI. An extra early, best forcing variety. Bears round, small sized fruits in clusters. Skin dark purple and thin. Excellently flavored. Good for pickling. **1 oz. 30c; 4 oz. 85c; 1 lb. \$2.75, postpaid.**

JAPANESE LONG. One of the best of the imported long varieties. Skin smooth, dark purple. Flesh tender with very few seeds. Very productive. **1 oz. 45c; 4 oz. \$1.35; 1 lb. \$4.25, postpaid.**




EGGPLANT—Japanese Long

EGG PLANT

CULTURE. While Eggplant is a native of warm countries, they can be grown successfully even where the summer is moderately short. A rich sandy, warm soil produces the best plants and yields the highest number of fruits. In order to provide the long growing season required by these plants, the seed should be started indoors in boxes, or in a very warm, protected spot, some time in January or in February. Keep well watered until the plants are ready for setting out. Requires 4 to 6 months to mature. 4 ounces of seed is sufficient to plant an acre.

BLACK BEAUTY. Very desirable sort for the market. Color very dark purple. **1 oz. 50c; ¼ lb. \$1.10; 1 lb. \$4.00, postpaid.**

NEW YORK IMPROVED PURPLE (Spineless). The favorite market variety. Plants large and spineless, producing 4 to 6 large oval fruits of dark purple color. **1 oz. 50c; ¼ lb. \$1.10; 1 lb. \$4.00, postpaid.**



BLACK BEAUTY

LETTUCE

Our selected Head Lettuce Seeds are all of our own grown stocks, most carefully and strictly rogued by personal attention from our men, who have experienced and specialized in that line for over 30 years. Every year all of our mother stock seeds are grown on new ranches situated in different section, its distances being ten to sixty miles out of Hollister. Its quality and superiority are dependable.

CULTURE. May be sown in either summer or winter in furrows 14 to 16 inches apart. Furrows should be 38 to 40 inches wide and 8 to 10 inches high. Thin out 14 to 16 inches when the sixth or eighth leaf appear. Will not form head if planted in too hot weather. Requires about 2 pounds of seed if sown in summer and about 1¼ pounds if sown in winter. A rich pliable soil is best. Lettuce needs considerable moisture applied often but not too freely. Frequent cultivation is necessary to obtain best results.

IMPERIAL NO. 847. The newest introduction by Dr. Ivan C. Jagger of the Department of Agriculture. This is a summer lettuce especially adapted for planting in Salinas & Watsonville districts and other places of similar climate. Head is well rounded and has abundant wrapper leaves. Color a distinct green. Not immune from tip burn. Superior to Imperial F. in heading qualities but from a week to ten days later in maturing. **1 oz. 10c; 4 oz. 40c; 1 lb. \$1.50; F. O. B. Hollister.**

NEW YORK NO. 199. An improved strain of New York No. 515. It is larger, darker green, and has a better base structure—that is, it is not so ribby—as the regular No. 515. Resistant to tip-burn which should make it an ideal summer lettuce. **1 oz. 25c; 4 oz. 75c; 1 lb. \$2.50; 10 lbs. \$22.50, postpaid.**

NEW YORK NO. 198. This variety is larger than New York No. 199 and a trifle lighter in color. Otherwise, has about the same base construction and general habits of No. 199. It should be planted and treated the same as for No. 199. **1 oz. 25c; 4 oz. 75c; 1 lb. \$2.50; 10 lbs. \$22.50, postpaid.**

IMPERIAL NO. 152. Fully resistant to brown blight. Similar to Imperial F and New York in size and matures fully as early, but more subject to tip burn than either. In Salinas, Watsonville, and similar sections, it should, on account of its susceptibility to tip burn, be tried only for early spring or late fall harvesting. Developed by Dr. Jagger of the U. S. Department of Agriculture. **1 oz. 20c; 4 oz. 70c; 1 lb. \$2.50; 10 lbs. \$22.50, postpaid.**

NEW YORK NO. 515. Improved from the variety Early New York No. 12; leaves a trifle darker green. Resistant to slime and tip-burn but subject to brown blight. Used with good results in Salinas valleys. **1 oz. 20c; 4 oz. 50c; 1 lb. \$1.75; 10 lbs. \$15.00, postpaid.**

IMPERIAL "F." Similar to New York Special. Developed and introduced by Dr. Jagger of the U. S. Department of Agriculture. It is the most promising of all the double resistant strain, being immune to brown blight and mildew. Best suited for light soil (not good for heavy soil,) warm weather, and summer conditions. Does not head well in Winter or Early Spring or Late Fall. **1 oz. 20c; 4 oz. c; 1 lb. \$1.35; 10 lbs. \$12.50, postpaid.**

IMPERIAL "D."—This variety was developed by Dr. Jagger of the U. S. Department of Agriculture. It is highly resistant to both brown blight and mildew. Has thicker, crisper leaves than any of the other "Iceberg" types, and under favorable conditions makes very hard, very high grade heads. Somewhat later and larger than New York Special. It is more subject to tip-burn and slime than New York Special, New York No. 12 or Imperial F. **1 oz. 25c; 4 oz. 75c; 1 lb. \$2.65; 10 lbs. \$23.50, postpaid.**



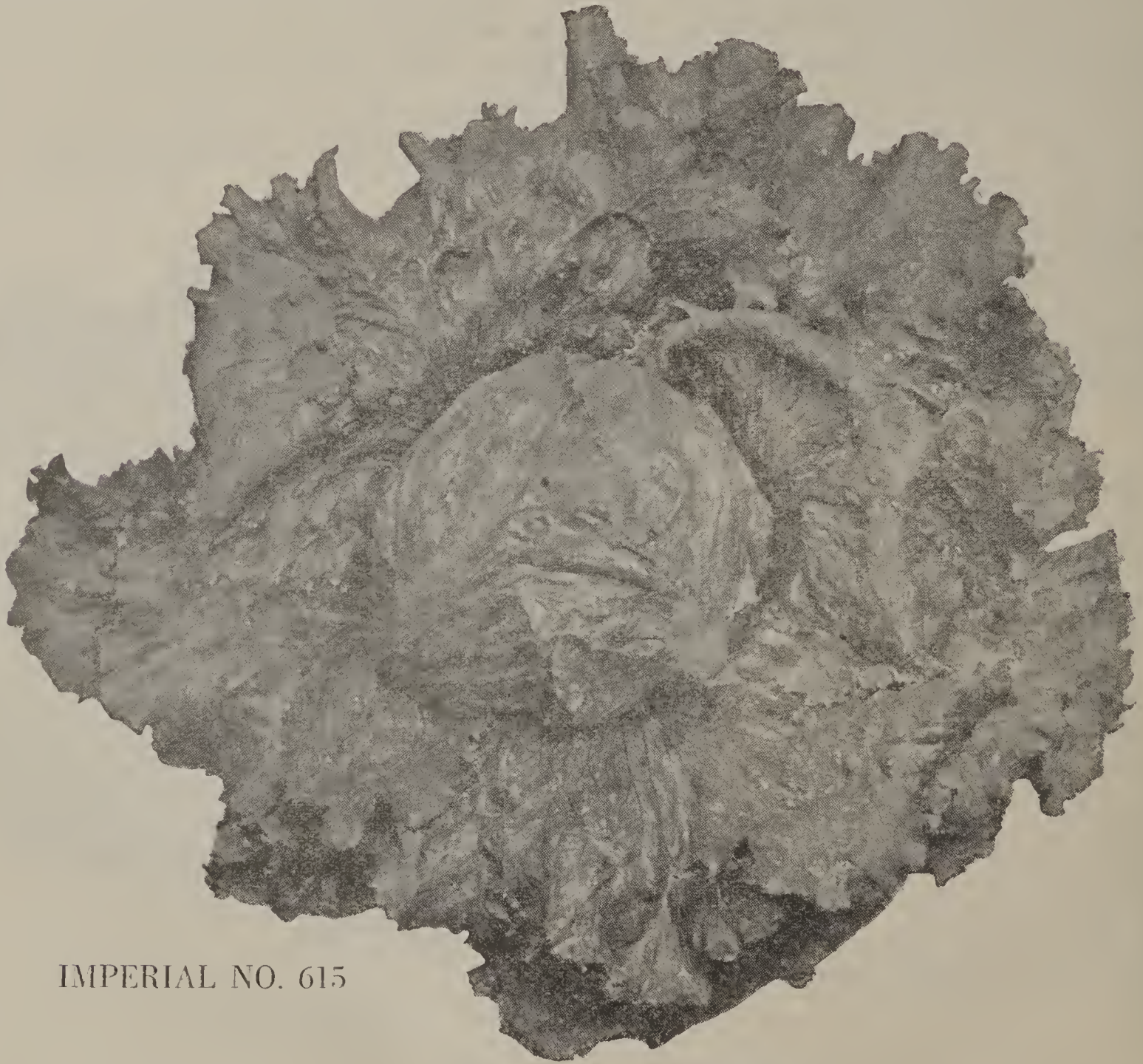
IMEPRIAL D

EARLY NEW YORK or No. 12 SELECTED. An early strain growing to medium large size, very sure heading, and 10 to 14 days earlier in maturing than New York Special. The head is round and a little flat in shape. Planted by lettuce growers of the Salinas and Watsonville valleys for their summer shipping during May 15 to September 1. **1 oz. 15c; 4 oz. 45c; 1 lb. \$1.50; 10 lbs. \$13.50, postpaid.**

IMPERIAL No. 2-50. A well-bred selection of Imperial No. 2, introduced 3 years ago. It is resistant to brown blight and popular among growers and shippers for Early Spring and Late Fall crops. **1 oz. 15c; 4 oz. 40c; 1 lb. \$1.35; 10 lbs. \$12.00, postpaid.**

NEW YORK SPECIAL SELECTED. The variety is deep green, but when prepared for the table the head is almost white and very crispy. **1 oz. 15c; ¼ lb. 35c; 1 lb. \$1.25; 10 lbs. \$10.00, postpaid.**

IMPERIAL No. 615. Immune to brown blight. Of the same general type as Imperial No. 2-50, and Imperial No. 6 and has similar adaptation as regards location and seasons for planting. It, however, promises to be of better quality than any of these and to possibly




IMPERIAL NO. 615

be more satisfactory as regards heading and resistance to both frost and warm weather injury. Developed and introduced by Dr. Jagger of the U. S. Dept. Agriculture. **1 oz. 35c; 4 oz. 70c; 1 lb. \$2.50, postpaid.**

MUSTARD

CULTURE. Sow seed any time in the year, though autumn sowings bring best greens, for they revel in cold weather. Rows should be about a foot apart and the plants thinned to 6 or 7 inches apart. Not particular as to soil, though medium heavy one is best. 1 ounce will sow 50 feet of row.



MUSTARD—Fordhook Fancy

FORDHOOK FANCY. The dark green leaves of this variety are more curled on the edges than any other sort, making most attractive greens. It may also be cooked and served like spinach, and is highly esteemed when used in this way. **1 oz. 15c; 4 oz. 25c; 1 lb. 75c, postpaid.**

SOUTHERN GIANT CURLED.

The popular market variety; leaves beautiful, curled edges. **1 oz. 15c; 1/4 lb. 25c; 1 lb. 70c; 10 lbs. \$6.00, postpaid.**

ONION

CULTURE. Many different methods of planting onion are in practice, but the one most practical to the general market grower is to grow from small plants started in the hot bed, or sets grown for this purpose. A very rich, heavy, and moist ground will give the best crops. Sow seed for main crop any time from January to March. Cover the seed lightly. Keep the weeds out, especially when plants are young. Use 1 ounce of seed for 100 feet of row, or 3½ pound per acre.



CALIFORNIA EARLY YELLOW
HALF GLOBE

EARLY TRANSPLANTING VARIETIES

CALIFORNIA EARLY RED. Used especially for transplanting, but can also be sown in the field. If the seed is sown in beds in August and set in the field in November or December good market onions may be had in May. It is excellent for winter growing because it will not readily bolt to seed. Of mild flavor. **1 oz. 20c; 1/4 lb. 60; 1 lb. \$2.00; 10 lbs. \$17.50, postpaid.**

CALIFORNIA EARLY YELLOW HALF GLOBE. Earliest large onion grown in California. Bulbs large, yellow, medium globe shaped. White meat of excellent flavor. Will remain in good condition for several months after harvesting. For late May or early June market. If transplanted, it will mature earlier. **1 oz. 20c; 4 oz. 60c; 1 lb. \$2.25; 10 lbs. \$20.00, postpaid.**

EARLY CROP

EXTRA EARLY WHITE QUEEN. A rapid growing, small, flat, mild, early white onion. Valuable for pickling and bunching. **1 oz. 20c; 4 oz. 70c; 1 lb. \$2.50; 10 lbs. \$22.50, postpaid.**

CRYSTAL WHITE WAX. A pure white waxy onion of Bermuda type. It is mild and sweet. Largely grown in Southern and Central California and Texas for the early Northern Market. It generally brings the highest market price. **1 oz. 30c; 4 oz. 90c; 1 lb. \$3.25; 10 lbs. \$30.00, postpaid.**



AUSTRALIAN BROWN

SOUTHPORT WHITE GLOBE. Snowy-white in color and exceedingly mild. It usually commands the highest price in market. Also good for green onion. **1 oz. 25c; 1/4 lb. 60c; 1 lb. \$2.25; 10 lbs. \$20.00, postpaid.**

WHITE PORTUGAL OR WHITE SILVER SKIN. An excellent keeper. Is largely used for white onion sets as well as for bulbs for the best market trade and also for pickles. Good for green onion. **1 oz. 20c; 1/4 lb. 55c; 1 lb. \$1.90; 10 lbs. \$17.00, postpaid.**

WHITE SWEET SPANISH. The skin is pure white; the onion uniform and a good keeper. Mostly desired by shippers. As good as the well known Yellow Sweet Spanish. It may be successfully grown in any soil where onion is being produced. **1 oz. 30c; 4 oz. 70c; 1 lb. \$2.50, postpaid.**

LATE CROP

AUSTRALIAN BROWN BUCKSKIN. Semi-globe shaped; brown color. Good for growing onion sets and market purpose. **1 oz. 20c; 1/4 lb. 45c; 1 lb. \$1.50; 10 lbs. \$12.50, postpaid.**


YELLOW GLOBE DANVERS. The bulbs are all of fairly large size, perfectly and regularly formed. The most popular onion for market and shipping. **1 oz. 20c; 1/4 lb. 55c; 1 lb. \$1.90; 10 lbs. \$17.00, postpaid.**



SOUTHPORT WHITE GLOBE

**YELLOW
SWEET
SPANISH**

(NATURAL SIZE)



YELLOW SWEET SPANISH or RIVERSIDE SWEET SPANISH. A large well shaped yellow variety weighing from 1 to 3 pounds. It is unusually mild but retains its genuine onion flavor. This is a good keeper and will ship as good as any other shipping onion. The size of the onion can be regulated by the distance between onions and the closer they are together the smaller will be the onion. Thin $2\frac{1}{2}$ inches between to produce larger size. To keep a uniform moisture content in the soil is important as drying off from lack of moisture may start new buds and may result in goose-necks. Requires about 3 pounds of seed to plant 1 acre if planting is done directly from seed. **1 oz. 20c; $\frac{1}{4}$ lb. 55c; 1 lb. \$1.90; 10 lbs. \$17.00, postpaid.**

GREEN ONION

As mentioned before, there are two kinds—Southport White Globe and White Silverskin. Southport White Globe is sown during late February to early September for the green onion purpose. White Silverskin is sown during September to the early part of February for the same purpose.

JAPANESE BIG SUMMER GREEN ONION. This is the best summer use variety as a green onion and has a good thick white long tender neck. **1 oz. 20c; ¼ lb. 50c; 1 lb. \$1.70 postpaid.**

OKRA OR GUMBO

CULTURE. Plant seed from the middle of March until the latter part of August. Plant 6 to 10 inches apart in rows 2 or 3 feet apart. One ounce of seed will plant 50 to 100 feet of row. It produces long and nutritious pods which, when young, are used in soups and stews, to which they impart a rich flavor. If there is any surplus, the pods may be dried for winter. Simply tie them on strings and hang up in a cool place.

WHITE VELVET. Pods round, smooth and velvety whitish green, free from seams, exceedingly tender, well flavored when quite young and very prolific. **1 oz. 15c; ¼ lb. 30c; 1 lb. 70c. postpaid.**



OKRA OR GUMBO
White Velvet

PARSLEY

CULTURE. Used for garnishing dishes of meat or cooked in soups. It is wise to have Parsley in every garden as its demands and uses are constant by housewives. Sow the seed in drills early in Spring. Use one-fourth of an ounce to 100 feet. Soak the seed two hours before planting and water frequently.



CHAMPION MOSS CURLED

CHAMPION MOSS CURLED. A com-

pact growing sort; leaves are uni-

form dark color; one of the most

useful and decorative sorts. **1 oz.**

15c; ¼ lb. 30c; 1 lb. 70c; 10 lbs.

\$6.00, postpaid.

PEPPER

CULTURE. Pepper may be divided into two classes, the hot ones used for flavoring and mild ones for stuffing. For early green peppers, seeds should be planted in hot-beds during November and December. When the plants are of the proper size, and any danger of frost is past, they should be transplanted in open fields or garden. All large growes are now planting seed in fields and thinning out. This does away with expensive and tedious method of raising plants and transplanting, and is proving satisfactory. Sow in hot-beds 3 or 4 ounce of seed per acre. Plants are set in rows 2 to 3 feet apart and spaced 18 inches to 2 feet.

MEXICAN CHILI. Used for making tamales, pungent sauces, and for grinding. Also called Cayenne pepper. **1 oz. 50c; 4 oz. \$1.85; 1 lb. \$6.00, postpaid.**




MEXICAN CHILI

ANAHEIM CHILI. A very unusual variety, worthy of the highest recommendation, because of its agreeable pungency. Other varieties are intolerable, but it is not so with Anaheim Chili, the reason which makes it the best seller for market and canning. **1 oz. 30c; 1/4 lb. \$1.00; 1 lb. \$3.50, postpaid:**

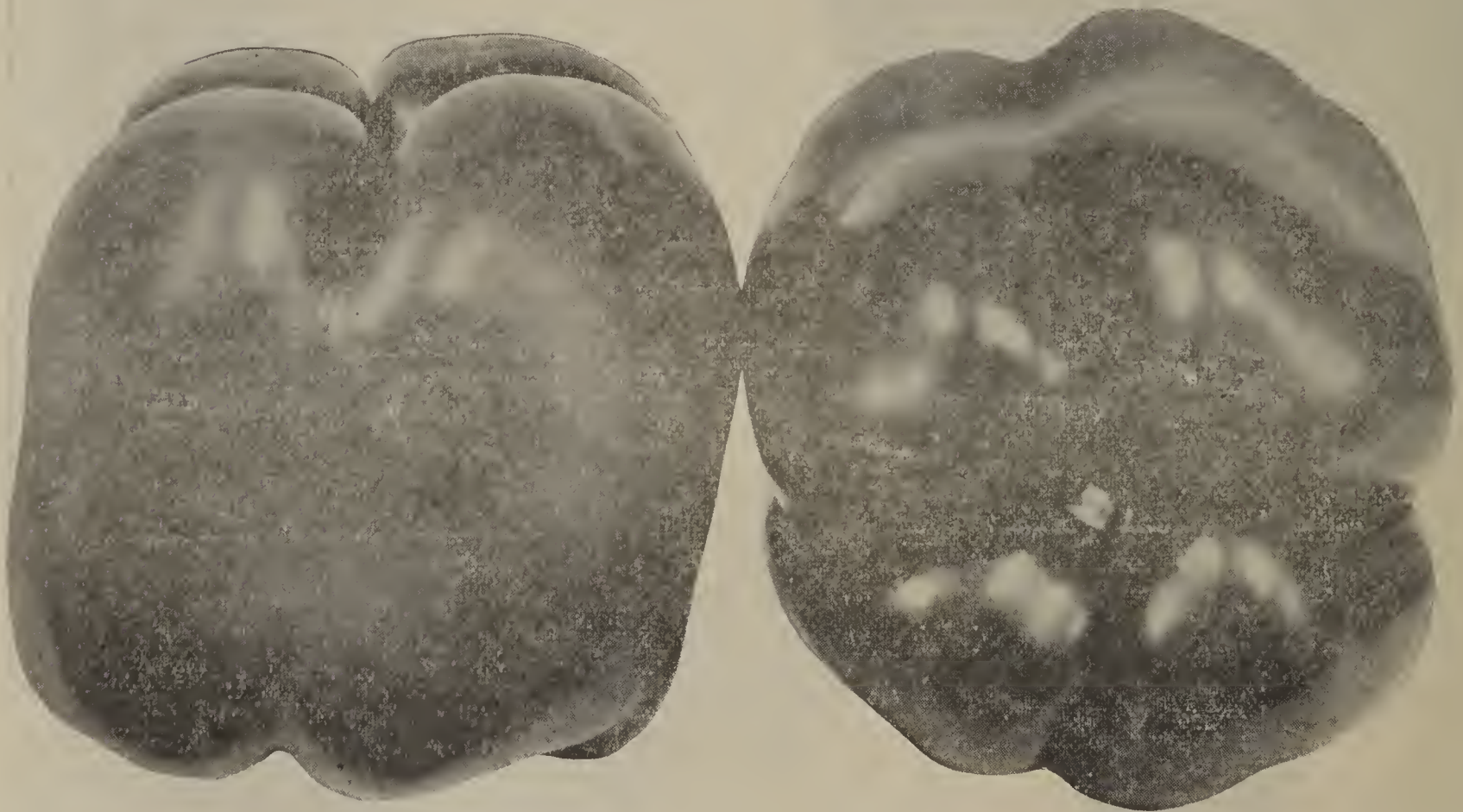


ANAHEIM CHILI



CHINESE GIANT PEPPER

CHINESE GIANT. One of the largest varieties of sweet pepper. Fruits are blocky and square ended, 4 to 5 inches in diameter and of equal length; color turns from rich green to brilliant glossy scarlet when matured. **1 oz. 50c; 1/4 lb. \$1.75; 1 lb. \$6.50; 10 lbs. \$60.00, postpaid.**



SELECTED CALIFORNIA WONDER

SELECTED CALIFORNIA WONDER. In size they average about four inches in length and about 3½ inches in diameter at the top, with a very slight taper, making it almost square. The weight of this size is approximately 9 to 9½ ounces and this is considerably heavier than any other pepper of the same size. This additional weight is due to the thick side walls, which are very meaty. Because of its shape it packs well for shipping East. The skin is smooth and glossy, a rich green color, changing to a brilliant light crimson. They are solid and will not wilt in shipping. **1 oz. 50c; 1/4 lb. \$1.75; 1 lb. \$6.50, postpaid.**

FLORAL GEM. 1½ inches in diameter, 2 to 3 inches long. Color changes from green to waxy yellow, at which time it is marketed. Red when fully matured. **1 oz. 50c; 4 oz. \$1.75; 1 lb. \$6.00, postpaid.**



FLORAL GEM

PEAS

CULTURE. Peas can be grown in any garden, but for the earlier varieties a light, warm, moderate rich soil is most suitable. The smooth seeds can be sown as soon as the ground is ready. The wrinkled varieties should not be planted till it is warmer or they will rot.

The seed needs to be planted thick, using from 60 to 120 pounds per acre. The dwarf varieties can be planted in rows 18 to 24 inches apart and the tall ones 36 inches. By using the various classes of Peas and by making several sowings of each, good Peas can be had for a long season. In the garden pods should be kept picked and the plants will then continue to bear.



ALDERMAN

ALDERMAN. The finest tall late variety. Vines 5 feet tall, dark green and vigorous. Pods pointed, very large. The best quality. **¼ lb. 15c; 1 lb. 30c; 10 lbs. \$2.75, postpaid; 100 lbs. \$13.00, F. O. B. Hollister.**

STRATAGEM. A late dwarf variety with dark foliage and large pointed dark green pods. One of the most important late market and shipping varieties. **¼ lb. 15c; 1 lb. 30c; 10 lbs. \$2.50 postpaid; 100 lbs. \$12.00, F. O. B. Hollister.**

LAXTON'S PROGRESS. Extra early. Pointed, dark green, well filled and very prolific. A new variety that is rapidly coming to the front for market and shipping. **¼ lb. 15c; 1 lb. 30c; 10 lbs. \$2.50, postpaid; 100 lbs. \$13.00. F. O. B. Hollister.**



HOLLOW CROWN

PARSNIP

CULTURE. They do best in deep, rich soil, but will make good roots on any soil which is deep and mellow and moderately rich. As the seed is slow to germinate, sow the seed early in Spring up to July. It requires about 1 ounce of seed to plant a 100-foot row and about 5 pounds to an acre. Parsnip is about one of the easiest vegetables to handle. Do not apply manure soon before planting, for it tends to make coarse roots of uneven shape.

HOLLOW CROWN. The most popular and best variety for all purposes. Smooth and white, tender flesh. The root grows 18 to 20 inches long. **1 oz. 15c; 1/4 lb. 30c; 1 lb. 75c; 10 lbs. \$6.50 postpaid.**

RADISH

CULTURE. Radishes are so easily grown that they are found in every garden. Sow any month of the year in good soil, not overmoist or too heavy. They do best in sandy loam of good fertility. Sow in drills 10 inches apart. An ounce of seed will sow 100 feet of row. 10 pounds to the acre.



EARLY SCARLET TURNIP
WHITE TIPPED



(1) Giant Crimson (2) Early Scarlet Globe
(3) Early Scarlet Turnip

EARLY SCARLET TURNIP WHITE TIPPED. Round, deep scarlet, shading to a white tip on the bottom, very early. **1 oz. 15c; ¼ lb. 25c; 1 lb. 55c; 10 lbs. \$5.00, postpaid.**

EARLY SCARLET GLOBE. Very popular for both forcing or outdoor culture. It is of very quick growth, bright scarlet color. **1 oz. 15c; ¼ lb. 25c; 1 lb. 55c; 10 lbs. \$5.00, postpaid.**

EARLY SCARLET TURNIP. Excellent either for forcing or outdoor culture. Small turnip roots of a solid crimson color and develops very quickly. **1 oz. 15c; ¼ lb. 25c; 1 lb. 55c; 10 lbs. \$5.00, postpaid.**

CRIMSON GIANT. Almost 2 inches in diameter. Firm, crisp, and very mild. Keeps in perfect condition for several days. Never pithy. **1 oz. 15c; 4 oz. 25c; 1 lb. 55c; 10 lbs. \$5.00, postpaid.**

JAPANESE RADISH

CULTURE. Very similar to culture of Lettuce. It may be used like the regular radish. When cooked with meat or used in vegetable soup, it is almost like turnip. They come in different shapes, long, oblong, and round. Sow in drills; rows 12 to 15 inches apart. Thin out 5 to 6 inches apart when the fifth or the sixth leaf appears. In eatable condition for 30 days, and will stand without forming seed for about 90 days.

LATE SAKURAJIMA. The Mammoth radish of Japan, the largest in cultivation, often weighing 20 to 30 pounds. The flesh is very solid, firm and brittle. Can be eaten raw or cooked as a vegetable. **1 oz. 15c; ¼ lb. 40c; 1 lb. \$1.20, postpaid.**

LATE SUMMER TOKYO. A long radish of excellent form. Sow seeds during February to May. **1 oz. 15c; 4 oz. 35c; 1 lb. \$1.10, postpaid.**



SHOGOIN

MIYASHIGE. This variety grows to a length of more than one foot and is over two inches in diameter. Possesses a fine sweet flavor and is very solid. It has smooth white skin, green at top, keeps well, stays firm and crisp for a long time. May be used either raw or cooked. **1 oz. 15c; ¼ lb. 35c; 1 lb. \$1.00.**

SHOGOIN. Round and very large. The skin is white and smooth, very sweet, one of the remarkable sort production, sow in July and will reach maturity in September. **1 oz. 15c; ¼ lb. 40c; 1 lb. \$1.20, postpaid.**

NERIMA HALF-LONG. One of the best and most adapted to the American climate and culture. Measures about two feet long. Flesh white, tender, slightly sweetened flavor. May be used raw or cooked like Turnip. Will stay in eatable condition for a long time and hold its shape in any climate or soil. Sow seeds during July to September. **1 oz. 15c; 4 oz. 35c; 1 lb. \$1.00; 10 lbs. \$90.00, postpaid.**



MIYASHIGE

EARLY MINOH 9 DAYS. Flesh white and slightly sweetened. Roots grow from 12 to 15 inches. Quite immune to frost and attack from insects. Sow seeds in Spring. **1 oz. 15c; 4 oz. 35c; 1 lb. \$1.10, postpaid.**

JAPANESE ALL SEASON. A long snow-white radish; deeply rooted, does not extend above the soil, hence it is always tender and crisp and has a delicious flavor. **1 oz. 20c; 4 oz. 50c; 1 lb. \$1.75, postpaid.**

SPINACH

CULTURE. Requiring but little culture it is the most easily managed of all vegetables. The seed may be planted all year round, but the fall planting secures good Spinach early in the Spring, or even throughout the Winter. Spinach is best developed, most tender if grown in rich soil. As a field crop for the market use 16 to 18 pounds of seed per acre; for the home garden, use 1 ounce for 100 feet of row.



NEW GIANT THICK LEAF LONG STANDING, PRICKLY SEEDED. It produces an abundance of enormous thick leaves of very good dark green color. As quick growing as that of Amsterdam

Giant, but at the same time it stands up remarkably longer, hence giving a very large yield. Remains in good condition after other early kinds have all gone to seed. $\frac{1}{4}$ lb. 15c; 1 lb. 30c; 10 lbs. \$2.75, postpaid; 100 lbs. \$17.00, F. O. B. Hollister.

LONG STANDING. For either Spring or Summer sowing. Leaves are very large, thick and arrow-shaped with a 4-inch petiole, and dark green in color. Desirable for canning and market, one of the best long-standing varieties. $\frac{1}{4}$ lb. 15c; 1 lb. 28c; 10 lbs. \$2.50, postpaid; 100 lbs. \$17.00, F. O. B. Hollister.

LARGE THICK DARK GREEN PRICKLY WINTER. The variety commonly used for market in California. A long standing, late maturing sort; plant very large, vigorous and hardy. $\frac{1}{4}$ lb. 15c; 1 lb. 28c; 10 lbs. \$2.75, postpaid; 100 lbs. \$17.00, F. O. B. Hollister.

NEW GIANT THICK
LEAF LONG STANDING
PRICKLY

SQUASH

CULTURE. Seed should not be planted until all danger of frost is past. Light warm soil is best. It may be put into two separate grounds; the Dwarf or Bush type and Vining type. The Vining or Winter Squash requires a lot of room and can be grown only in the large garden like pumpkins. The bush or summer Squash can be grown in any moderate garden and these deserve much more general cultivation. Plant about 6 to 10 seeds in each hill and thin to 3 best plants. When plants are of fair size the earth about the plants should be kept loose and cleared from weeds until runners are well started. Plants may be protected with Hotkaps. 2 to 3 pounds of seeds plant an acre.




GREEN TINTED WHITE BUSH SCALLOP

GREEN TINTED WHITE

BUSH SCALLOP. Similar to White Bush Scallop, carrying a fresh green tinge well toward maturity. When fully matured, the color of the fruit becomes pale brown. Favored by market gardeners. **1 oz. 15c; 4 oz. 35c; 1 lb. \$1.00; 10 lbs. \$9.50, postpaid.**

ITALIAN DARK GREEN. The most recently improved strain of Italian Marrow variety. Skin is very dark green when ready for market. **1 oz. 15c; 4 oz. 40c; 1 lb. \$1.15; 10 lbs. \$10.00, postpaid.**



ITALIAN DARK GREEN

ITALIAN. Extra early, although usually eaten when quite small, still is good for the table when nearly full grown. **1 oz. 15c; 1/4 lb. 35c; 1 lb. \$1.00; 10 lbs. \$9.00, postpaid.**

PROTECT YOUR SQUASH WITH HOTKAPS OR HOTENTS. It assures you of an earlier, safer crop. See last page for illustrations and prices.

YELLOW SUMMER CROOKNECK. The well known summer variety. Fruit about 10 inches long; skin very much warted, bright golden yellow. Very fine and tender when young. Early and productive. **1 oz. 15c; ¼ lb. 35c; 1 lb. \$1.00; 10 lbs. \$9.00, postpaid.**




TABLE QUEEN

TABLE QUEEN. Acorn shaped and deeply furrowed. 6 to 7 inches long and about 5 inches in width. Color is dark green with rich yellow flesh. Very productive and a good keeper. **1 oz. 15c; 4 oz. 35c; 1 lb. \$1.00; 10 lbs. \$9.00, postpaid.**

TOMATO

CULTURE. Sow in hot beds or frame early in September for Winter crop in frostless beds or in early Spring for summer crop. Does best in light warm soil, but if handsome fruit and plentiful crop is desired, very rich soil should be selected and good cultivation given. Sow the seed thinly in a well protected Hot-bed from January to March 1st. The first transplanting should take place when the plants are large enough to handle. Transplant in row 5 to 6 inches apart, setting the plants 2 to 3 inches apart. If transplanted in fields, set the plants 6x6 square feet apart to 8x8 square feet. It is not safe to transplant to their permanent places until May 1, as they are extremely sensitive to frost. Soil should be plowed and pulverized to depth of 10 to 12 inches. The deeper the better in order that the roots may be kept in the cool earth. As soon as the roots are heated by the hot, dry soil near the surface, the plants quickly sicken and die. Use ½ to 2 ounces of seed per acre.

BREAK O'DAY. A surpassing newly improved tomato introduced by the U. S. Department of Agriculture. The vine is vigorous; resistant to disease; fruits large; thrifty and heavily productive of a long-bearing period. Fruits are deep scarlet, globe shaped, smooth, solid, and of distinctive quality. Ideal for all purposes. **1 oz. 35c; 4 oz. \$1.15; 1 lb. \$3.75, postpaid,**

MARGLOBE SELECTED. This variety was developed by the United States Department of Agriculture. It is very resistant to wilt and to nail head rust. Fruits are medium large size, smooth, solid and deep from stem to blossom. Color is scarlet. Desirable for shipping and canning. **1 oz. 35c; ¼ lb. \$1.15; 1 lb. \$4.00, postpaid.**

NORTON. A scarlet-fruited variety, very similar to Stone, of which it is a selection. Introduced by the U. S. Department of Agriculture for its wilt-resistant qualities. Fruits are of medium size, smooth, solid and gives a good crop. One of the best long distance shippers. **1 oz. 35c; 1/4 lb. \$1.15; 1 lb. \$3.75, postpaid.**

SELECTED EARLIANA (Blue Seed). The earliest and best of the very early tomatoes; very productive for an early sort; fruit round, smooth and solid; color bright scarlet. **1 oz. 35c; 1/4 lb. \$1.00; 1 lb. \$3.50, postpaid.**

SPECIAL EARLY No. 498. An extra early variety. Fruits scarlet, smooth, almost globular, and good sized. Very productive. Vine growth open, and quite flat. **1 oz. 35c; 4 oz. \$1.25; 1 lb. \$4.50, postpaid.**

NEW STONE. The standard and general favorite with truckers and canners; fruits large and round, solid, smooth and deep red in color. Late variety. **1 oz. 25c; 1/4 lb. 90c; 1 lb. \$3.00, postpaid.**

PENN STATE EARLIANA. Very popular for the home garden and early market. Superior in earliness and quality. Fruits are of medium size, and ripen to rich scarlet. Rather flattened in shape and smooth. Set in clusters of 4 to 5. Vine shows good wilt resistance. **1 oz. 35c; 4 oz. \$1.15; 1 lb. \$3.75, postpaid.**



PENN STATE EARLIANA



PRITCHARD

PRITCHARD (Scarlet Topper). Particularly valuable for shipping. Fruits are of medium size, smooth, solid, and show some tendency toward star cracking at stem end. Set in clusters of about 5, Vine is short stemmed and of low growth with heavy foliage. Introduced by the U. S. Department of Agriculture in 1931. **1 oz. 35c; 4 oz. \$1.15; 1 lb. \$3.75, postpaid.**

SELECTED STONE. This is a late variety and the most popular for all purposes and largely used for shipping and marketing. Fruits are bright scarlet and of the finest quality. Very productive. **1 oz. 35c; 1/4 lb. \$1.15; 1 lb. \$3.75, postpaid.**



RUTGERS

RUTGERS. A new, second early variety developed by Prof. Lyman G. Schermerhorn of New Jersey, who had been breeding it since 1928, and certified in that state in 1935. Excellent for shipping. Heavy crop, medium to large, uniform fruits similar in shape to Marglobe. Little flattened at the stem end. Thick outer and inner walls with very small seed cavities. Flesh firm, solid, and bright red. Also used for canning, market and home garden. Particularly suited for juice.

1 oz. 50c; 4 oz. \$1.50; 1 lb. \$5.00, postpaid.

T U R N I P

CULTURE. Sow from August to April for early crops. Sow the Early White Flat Dutch or Extra Early White Top Milan during early winter in rows 20 inches apart. Thin plants 1 to 2 inches apart. For summer crops sow any of the other varieties at intervals of two weeks. In good soil the earliest varieties will produce roots for the table in about 14 days time, although it is customary to expect maturity in 3 or 4 weeks. Success depends upon the selection of soil and its subsequent preparations. One ounce will sow 150 feet of drill and 1 to 2 pounds to an acre. Turnips are often attacked by small black flea beetles, which riddle the leaves. A liberal application of slug shot will drive them away.

EXTRA EARLY WHITE TOP MILAN. Extremely early and of splendid quality; roots of medium size, flat and white, with a bright white top. **1 oz. 15c; ¼ lb. 25c; 1 lb. 55c; 10 lbs. \$5.00, postpaid.**

GOLDEN BALL (Orange Jelly). An excellent, crisp, firm and yellow fleshed turnip. Roots medium sized, round, smooth, and deep yellow. **1 oz. 15c; 4 oz. 25c; 1 lb. 60c; 10 lbs. \$5.50, postpaid.**

PURPLE TOP WHITE GLOBE. Almost a perfect globe in form, flesh and skin white, colored purple or red above ground. **1 oz. 15c; ¼ lb. 25c; 1 lb. 60c; 10 lbs. \$5.50, postpaid.**



PURPLE TOP WHITE GLOBE

EARLY WHITE WHITE FLAT DUTCH. This is a very popular early white flat turnip for table use, of medium size and fine quality, quick growing, mild and tender with fine flavor. For Autumn and early Winter use. **1 oz. 15c; ¼ lb. 20c; 1 lb. 60c; 10 lbs. \$5.00, postpaid.**

EARLY SNOWBALL. A medium, pure white, globe-shaped variety, very solid and of finest quality for table. **1 oz. 15c; ¼ lb. 20c; 1 lb. 55c; 10 lbs. \$5.00, postpaid.**

YELLOW OR AMBER GLOBE. One of the best and most popular varieties, with yellow flesh. Roots globular and of large size, **1 oz. 15c; ¼ lb. 20c; 1 lb. 60c; 10 lb. \$5.50, postpaid.**

JAPANESE TURNIP

TENOHIKABU. The most popular of the imported variety. Large, smooth skin, white and a little flattened in shape. It is tender and sweeter than any other; used for both market and home garden. **1 oz. 15c; 4 oz. 35c; 1 lb. 80c; 10 lbs. \$7.00, postpaid.**

TOKYO SUMMER. Matures quickly; flesh white and of excellent flavor; best summer turnip. Recommended for market gardeners. Sow seeds in Spring. **1 oz. 15c; 4 oz. 35c; 1 lb. 80c, postpaid.**

SHOGOIN KABU. One of the most popular and best suited to the American culture. Leaves are large, thick, tender and wholesome, and sweet. Leaves may be used in the same method as for cooking spinach. Roots round, large, snowy-white and mildly flavored. Will do in any climate. **1 oz. 15c; 4 oz. 35c; 1 lb. 80c; 10 lbs. \$7.00, postpaid.**



JAPANESE TURNIP
SHOGOIN

HOTKAPS

HOTKAPS are made of a specially prepared translucent waxed paper which admits light to the plant. These make plants grow quicker and better as if in a hot house; crops mature from two to three weeks earlier than ordinarily. Earlier crops make higher prices. Hotkaps are the most convenient and sure way of protecting plants against loss from frost, hail, rain, ground crusting, and insects. When the plants have grown to good size and it may still be too early to remove the kap, the top may be split and it will still remain as a protection, but will give the plant additional light, air and room. The wind cannot blow it away, because the machine places dirt around the edge to hold it down. After setting, the fields look uniform, like well kept garden. 11 inches in bottom diameter; shipping weight 26 lbs. per 1000.

25 in package	\$.60
100 " "	1.95
250 " "	2.95
1,000 package	\$7.75 per 1000
5,000 "	7.50 " 1000
10,000 "	7.25 " 1000
25,000 "	7.15 " 1000
50,000 "	7.00 " 1000
100,000 "	6.00 " 1000
Hotcap Steel Setters, Weight 2 lbs., each.....	2.35
Hotcap Carriers, Weight 3½ lbs., each.....	2.75


The above prices are F. O. B. Hollister



HOTENTS

HOTENTS. Used where a large plant protector is needed.

Made of scientifically manufactured paper which is extra strong. It is rot-proof and is manufactured so that it allows the rays of the sun to penetrate and retain the heat. 10½ x 14½ inches at the base and 8½ inches high. Used the same way as Hotcaps in other respects.



500 Package	\$ 6.00
1000 Package	11.50
2000 Package	10.50
5000 Package	Per 1000 10.00
Setter	1.50

F. O. B. Hollister

IMAZU INSECT KILLER

Harmless to human, animals, plants, and flowers. Deadly to practically all harmful insects. No noxious fumes or unpleasant odors. Dissolve soap in water and add **Imazu Insect Killer**; then add water to desired volume.

CHART FOR THE USE OF IMAZU

VEGETABLES	INSECTS	Solution per lb. Imazu Insect Killer		For Dust Spray Mix the Following Quantities Thoroughly		
		WATER	SOAP	LIME	SULPHUR	IMAZU
Beans.....	Aphis, Red Spider.....	40 gals.	1 lb.	20 lbs.	80 lbs.	4 lbs.
Cauliflower and Cabbage.....	Aphis, Lettuce Blight.....	50 gals.	1½ lbs.	70 lbs.	30 lbs.	4 lbs.
Lettuce, Parsley, Spinach.....	Mildew, Cling Worm, Cut Worm.....	50 gals.	1 lb.	80 lbs.	80 lbs.	5 lbs.
Celery.....	Aphis, Blight, Cling Worm.....	50 gals.	2 lbs.	20 lbs.	20 lbs.	6 lbs.
Onion.....	Thrips.....	50 gals.	1 lb.	50 lbs.	50 lbs.	4 lbs.
Cucumber.....	Aphis, Beetle, Mildew.....	40 gals.	1 lb.	80 lbs.	20 lbs.	5 lbs.
Squash.....	Aphis, Beetle.....	50 gals.	1 lb.	50 lbs.	50 lbs.	3 lbs.
Peas.....	Aphis, Mildew, Worm.....	40 gals.	1 lb.	20 lbs.	80 lbs.	4 lbs.
Pepper.....	Aphis, Weevil.....	40 gals.	1 lb.	60 lbs.	40 lbs.	4 lbs.
Tomatoes.....	Aphis, Worm.....	50 gals.	1 lb.	50 lbs.	50 lbs.	4 lbs.
Melon, Cantaloupe.....	Aphis.....	50 gals.	1 lb.	70 lbs.	30 lbs.	4 lbs.
Strawberry.....	Beetle, Mildew.....	40 gals.	1½ lbs.			
	Aphis, Red Spider.....	50 gals.	2 lbs.	30 lbs.	70 lbs.	6 lbs.
FLOWERS	Caterpillar, Cutworm.....	40 gals.	1½ lbs.			
Dahlias, Carnations.....	Aphis, Mildew.....	60 gals.	1 lb.	30 lbs.	70 lbs.	5 lbs.
Cineraris, Sweet Peas.....	Aphis, Mildew.....	70 gals.	1 lb.	40 lbs.	60 lbs.	5 lbs.
Roses, Crysanthemums.....		80 gals.	1 lb.	20 lbs.	80 lbs.	5 lbs.
Violets, Gladiolas.....		60 gals.	1 lb.	20 lbs.	80 lbs.	5 lbs.

Where infestation is heavy or species more resistant, a stronger solution may be used to obtain effective results. In such cases, the volume of water may be reduced to as low as 25 per pound of IMAZU INSECT KILLER.

REGISTERED WITH STATE OF CALIFORNIA DEPARTMENT OF AGRICULTURE.

Prices: 1-lb. can \$1.15; 5-lb. can \$5.00; 10-lb. can \$9.00; 25-lb. can \$20.00;

Postage of 5 cents charged for every pound on all insecticides ordered from states outside of California.

Please inquire for prices on Fish Oil Soap, giving quantity required.



A partial view of Lettuce Seed being harvested in our field.

